

10210

09 - 2019

EREBA 017-021 HT Inverter Reversible Air-to-Water Heat Pumps

Ecoconception (813/2013)

MANUEL DES DONNEES TECHNIQUES
TECHNICAL DATA MANUAL



Model ^[1]	
Heat pump type ^[2]	Air to Water ^[3]
Equipped with supplementary heater ^[7]	Yes/No ^[8]
Heat pump combination heater ^[9]	Yes/No ^[8]

Rated heat output, kW ^[10]	Prated
Annual energy consumption, kWh ^[11]	Qhe
Seasonal space heating energy efficiency, % ^[12]	ns,heat
Energy Classes ^[13]	NA
Seasonal Coefficient Of Performance, kWh/kWh ^[14]	SCOP
Sound power level indoor/outdoor, dB(A) ^[15]	LWA

Declared capacity and coefficient of performance for heating at indoor conditions 20°C and outdoor

Temperature Tj ^[16]		NA
Temperature application : ^[17]		Average /Colder /Warmer ^[19]
Climate : ^[18]		NA
Bivalent temperature, °C ^[20]	Tbivalent	
Operating limit temperature, °C ^[21]	TOL	
Heating water operation limit temperature, °C ^[22]	WTOL	
Tj, °C	Capacity Pdh, kW ^[23]	COPd
		Degradation coef, Cdh ^[24]
Bivalent temperature ^[20]		
Operating limit temperature ^[21]		

Power consumption in modes other than active mode ^[25]	
Off mode, W ^[26]	POFF
Thermostat-off mode, W ^[27]	PTO
Standby mode, W ^[28]	PSB
Crankcase heater mode, W ^[29]	PCK

Supplementary heater ^[30]	
Rated heat output, kW ^[31]	Psup
Type of energy input ^[32]	Electric ^[33]

Other items ^[34]	
Capacity control ^[35]	
Outlet temperature capacity control ^[36]	Fixed/Variable ^[37]
Water flow rate capacity control ^[38]	Fixed/Variable ^[37]

For air-to-water heat pumps ^[39]	
Rated Air flow rate, outdoors, m³/h ^[41]	

Contact details ^[43]	
--	--

ENGLISH	FRANCAIS	DEUTSCH	ITALIANO
[1] Model	[1] Modèle	[1] Modell(e)	[1] Modelli
[2] Heat pump type	[2] Type de pompe à chaleur	[2] Wärmepumpe Typ	[2] Pompa di calore/ Tipo
[3] Air to Water	[3] Pompes à chaleur air-eau	[3] Luft-Wasser-Wärmepumpe	[3] Aria agua
[4] Water-to-Water	[4] Pompes à chaleur eau-eau:	[4] Wasser-Wasser-Wärmepumpe	[4] Acqua/acqua
[5] Outdoor water type	[5] Type d'eau échangeur extérieur	[5] Wassertyp externer Wärmetauscher	[5] Tipo d'acqua scambiatore esterno
[6] Ground Water (10°C)/Brine to Water	[6] Pompes à eau souterraines/ eau glycolée-eau	[6] Grundwasser /Sole-Wasser	[6] Acque sotterranee/ salamoia-acqua
[7] Equipped with supplementary heater	[7] Equipé d'un chauffage supplémentaire	[7] Mit Zusatzheizgerät:	[7] Con riscaldatore supplementare
[8] Yes/No	[8] Oui/Non	[8] (Ja/Nein)	[8] (sì/no)
[9] Heat pump combination heater	[9] Dispositif de chauffage mixte par pompe à chaleur	[9] Kombiheizgerät mit Wärmepumpe:	[9] Apparecchio misto a pompa di calore
[10] Rated heat output, Kw	[10] Puissance thermique nominale	[10] Wärmenennleistung	[10] Potenza termica nominale
[11] Annual energy consumption, kWh	[11] Consommation annuelle d'énergie	[11] Jährliche Energieverbrauch	[11] Il consumo energetico annuo
[12] Seasonal space heating energy efficiency, %	[12] L'efficacité énergétique saisonnière	[12] Jahreszeitbedingte Raumheizungs-Energieeffizienz	[12] Efficienza energetica stagionale del riscaldamento d'ambiente
[13] Energy Classes	[13] Classes d'énergie	[13] Energieklassen	[13] Classi energetiche
[14] Seasonal Coefficient Of Performance, kWh/kWh	[14] Coefficient saisonnier de performance	[14] Jahresarbeitszahl	[14] Coefficiente di Prestazione Stagionale
[15] Declared capacity and coefficient of	[15] Niveau de puissance acoustique à l'intérieur/ à l'extérieur	[15] Schalleistungspegel in Innenräumen und/oder im Freien	[15] Il livello di potenza sonora ponderato A,
[16] performance for heating at indoor conditions	[16] Puissances et coefficient de performances déclarés en chauffage pour une température intérieure de	[16] enlleistungen und -Leistung-skoeffizienten im Heizbetrieb bei einer Innenraumtemperatur von 20 °C und einer Außentemperatur Tj	[16] all'interno e/o all'esterno, espresso in dB Potenze e coefficiente di prestazioni dichiarate in fase riscaldamento per una temperatura interna di 20 °C e per una temperatura esterna Tj
[17] Temperature Application	[17] Température d'application	[17] Temperaturanwendung	[17] Temperatura d'applicazione
[18] Climate	[18] Climat :	[18] Klima	[18] Clima
[19] Average (Strasbourg)/Colder (Helsinki)/Warmer (Athens)	[19] Moyennes/ plus froid/ plus chaud	[19] Durchschnittliche Klimaverhältnisse/ kälter/ wärmer	[19] Climatiche medie/ clima più freddo/ clima più caldo
[20] Bivalent temperature	[20] Température bivalente	[20] Bivalentztemperatur	[20] Temperatura bivalente
[21] Operating limit temperature	[21] Température maximale (de service...)	[21] Grenzwert der Betriebstemperatur	[21] Temperatura limite di esercizio
[22] Heating water operation limit temperature	[22] Température maximale de service de l'eau de chauffage	[22] Grenzwert der Betriebstemperatur des Heizwasser	[22] Temperatura limite di esercizio di riscaldamento dell'acqua
[23] Capacity	[23] Capacité	[23] Die Leistung	[23] Capacità
[24] Degradation coeff	[24] Coefficient de dégradation	[24] Minderungsfaktor	[24] Coefficiente di degradazione
[25] Power consumption in modes other than active mode	[25] Consommation d'électricité dans les modes autres que le mode actif	[25] Stromverbrauch in anderen Betriebsarten als dem Betriebszustand	[25] Consumo energetico in modi diversi dal modo attivo
[26] Off mode	[26] Mode arrêt	[26] Aus-Zustand	[26] Modo spento
[27] Thermostat off-mode	[27] Mode arrêt par thermostat	[27] Thermostat-aus-Zustand	[27] Modo termostato spento
[28] Standby mode	[28] Mode veille	[28] Bereitschaftszustand	[28] Modo stand-by
[29] Crankcase heater mode	[29] Mode résistance de carter active	[29] Betriebszustand mit Kurbelgehäuseheizung	[29] Modo riscaldamento del carter
[30] Supplementary heater	[30] Dispositif de chauffage d'appoint	[30] Zusatzheizgerät	[30] Riscaldatore supplementare
[31] Rated heat output	[31] Puissance thermique nominale	[31] Wärmenennleistung	[31] Potenza termica nominale
[32] Type of energy input	[32] Type d'énergie utilisée	[32] Art der Energiezufuhr	[32] Tipo di alimentazione energetica
[33] Electric	[33] Electrique	[33] Elektrik	[33] Specifiche elettriche
[34] Other items	[34] Autres caractéristiques	[34] Sonstige Elemente	[34] Altri elementi
[35] Capacity control	[35] Régulation de la puissance	[35] Leistungssteuerung	[35] Controllo della capacità
[36] Outlet temperature capacity control	[36] Contrôle de la capacité de la température de sortie	[36] Kontrolle der Kapazität der Vorlauftemperatur	[36] Controllo della capacità della temperatura di uscita serbatoio
[37] Fixed/Variable	[37] Fixe/variable	[37] Fix / variabel	[37] fisso/variabile
[38] Water flow rate capacity control	[38] Régulation de la puissance du débit nominal	[38] Nutzbarer Wasserdurchsatz	[38] Flusso idrico utile
[39] For air-to-water heat pumps	[39] Pour les pompes à chaleur air-eau	[39] Für Luft-Wasser-Wärmepumpen	[39] Per le pompa di calore aria/ acqua
[40] For Water/brine-to-Water heat pumps	[40] Pour les pompes à chaleur eau-eau ou eau glycolée-eau:	[40] Bei Wasser-Glykolwasser-/Wasser-Wasser-Wärmepumpe	[40] Per PDC acqua/acqua glicolata :
[41] Rated Air flow rate, outdoors, m³/h	[41] Débit d'air nominal, à l'extérieur	[41] Nenn-Luftdurchsatz, außen	[41] Portata d'aria, all'esterno
[42] Rated Water flow rate outdoor exchanger, m³/h	[42] Débit nominal d'eau, échangeur thermique extérieur, m³/h	[42] Nenn-Wasservolumenstrom externer Wärmetauscher m3/h	[42] Portata d'acqua nominale scambiatore esterno, m³/h
[43] Contact details	[43] Coordonnées de contact	[43] Kontakt	[43] Recapiti

SVENSKA	ESPAÑOL	NEDERLANDS	POLSKI
[1] Modell(er)	[1] Modelos	[1] Model(len)	[1] Model(-e)
[2] Värmepump/ Typ	[2] Bomba de calor/ Tipo	[2] warmtepomp/ soort	[2] Pompa ciepła
[3] Luft-till-vatten	[3] aire-agua	[3] Lucht/water	[3] powietrze/woda
[4] Vatten-till-vatten	[4] agua-agua	[4] water/water	[4] woda/woda
[5] Utomhusvattentyp	[5] Tipo de agua del intercambiador exterior	[5] Type externe waterwarmtewisselaar	[5] Rodzaj wody w wymienniku zewnętrznym
[6] Grundvatten/vatten-glykobilandning	[6] geotérmicas /salmuera-agua	[6] grondwater/ Pekel-water	[6] solanka/woda
[7] Utrustad med extra uppvärmare	[7] Equipado con un calefactor complementario	[7] Uitrust met aanvullend verwarmingstoestel	[7] Wyposażona w dodatkowy ogrzewacz
[8] [ja/nej]	[8] [sí/no]	[8] [ja/nee]	[8] [tak/nie]
[9] Pannor med inbyggd tappvarmvattenberedning och med värmepump	[9] Calefactor combinado con bomba de calor	[9] Combinatieverwarmingstoestel met warmtepomp	[9] Wielofunkcyjny ogrzewacz z pompą ciepła
[10] Nominell avgiven värmeeffekt	[10] Potencia calorífica nominal	[10] Nominale warmteafgifte	[10] Znamionowa moc cieplna
[11] Den årliga energiförbrukningen	[11] El consumo anual de energía	[11] Het jaarlijkse energieverbruik	[11] Roczne zużycie energii
[12] Säsongsmedelverkningsgrad för rumsuppvärmning	[12] Eficiencia energética estacional de calefacción	[12] Seizoensgebonden energie-efficiëntie van ruimteverwarming	[12] Sezonowa efektywność energetyczna ogrzewania pomieszczeń AWH
[13] Energiklasser	[13] Coeficiente de rendimiento estacional	[13] Energieklassen	[13] Klasy energetyczne
[14] Värmefaktor, årsmedel	[14] nivel de potencia acústica ponderada A, en interiores o exteriores, expresado en dB	[14] Seizoenswarmteprestatie coëfficiënt	[14] Wskaźnik sezonowej Efektywności
[15] Judeffektivitén, inomhus och/eller utomhus, uttryckt i dB	[15] Potencias y coeficiente de rendimiento declarados para una calefacción con una temperatura interior de 20 °C y una temperatura exterior Tj	[15] uitgedrukt in dB	[15] poziom mocy akustycznej odniesionej do A, w pomieszczeniu lub na zewnątrz
[16] Deklarerad kapacitetoch värmefaktor vid inomhusförhållanden 20 °C och utomhus temperatur Tj	[16] Aplicación de temperatura	[16] Nominale vermogens en warmteprestatie bij verwarming voor een binnentemperatuur van 20 °C en een buitentemperatuur Tj	[16] Deklarowana moc grzewcza i współczynnik wydajności grzewczej w przypadku temperatury poniżej 20 °C i dla temperatury zewnętrznej Tj
[17] Temperaturförhållanden	[17] Klima	[17] Temperatuur toepassing	[17] Warunki Temperaturowe
[18] Klimat	[18] condiciones climáticas medias/ clima más frios/ clima más cálido	[18] Klimaat	[18] Klimat
[19] Genomsnittliga klimatförhållanden/ kallare klimat/ varmare klimat/Warmer (Athènes)	[19] Temperatura bivalente	[19] gemiddelde klimaatomstandigheden/ kouder(e) klimaat/ warmer klimaat/Warmer (Athènes)	[19] warunki klimatu umiarkowanego/ Ciepleszy klimat/ chłodniejszy klimat
[20] Bivalenttemperatur	[20] Temperatura límite	[20] bivalente temperatuur	[20] temperatura dwuwartościowa
[21] Gränstemperatur för drift	[21] Temperatura límite de calentamiento de agua	[21] Uiterste bedrijfstemperatuur	[21] Graniczna temperatura robocza
[22] Uppvärmingsvattnets gränstemperatur för drift	[22] Capacidad	[22] Uiterste bedrijfstemperatuur van sanitair water	[22] Graniczna temperatura robocza dla podgrzewania wody
[23] Kapacitet	[23] Coeficiente de degradación	[23] Vermogen	[23] Regulacja wydajności / Wydajność
[24] Degraderingskoefficient	[24] Consumo de electricidad en modos distintos del activoactive mode	[24] Electriciteitsverbruik in andere standen dan de actieve modusactive mode	[24] Współczynnik strat
[25] Effektförbrukning i andra lägen än aktivt lägeactive mode	[25] Modo desactivado	[25] Uit-stand	[25] Pobór mocy w trybach innych niż aktywny
[26] Frånläge	[26] Modo desactivado por termostato	[26] Thermostaat-uit-stand	[26] Tryb wyłączenia
[27] Termostatfrånläge	[27] Modo de espera	[27] Stand-by-stand	[27] Tryb czuwania
[28] Standbyläge	[28] Modo de calentador del cárter	[28] Carterverwarming-stand	[28] Tryb grzałki karteru
[29] Vevhusvärmareläge	[29] Calefactor complementario	[29] Aanvullend verwarmingstoestel	[29] Ogrzewacz dodatkowy
[30] Extra värmegenerator	[30] Potencia calorífica nominal	[30] Nominale warmteafgifte	[30] Znamionowa moc cieplna
[31] Nominell avgiven värmeeffekt	[31] Tipo de insumo de energía	[31] Soort energie-input	[31] Rodzaj pobieranej energii
[32] Typ av tillförd energi	[32] Electrica	[32] Elektrisch	[32] Elektryczny/a
[33] Elektrisk	[33] Otros elementos	[33] Andere kenmerken	[33] Pozostałe parametry
[34] Övriga poster	[34] Control de capacidad	[34] Vermogenscontrole	[34] Regulacja wydajności
[35] Kapacitetsreglering	[35] Comprobación de capacidad de la temperatura de salida	[35] Capaciteitscontrole uitredetemperatuur	[35] Kontrola wydajności cieplnej na wyjściu
[36] Kapacitetskontroll för utgående temperatur	[36] Fijo/variable	[36] Vast/variabel	[36] Stała / zmienna
[37] Fast/ varierande	[37] caudal de agua útil	[37] nuttige waterstromsmnelheid	[37] natężenie przepływu wody użytkowej
[38] Nyttigtjort vattenflöde	[38] Para bombas de calor aire- agua	[38] Voor lucht/water-warmtepompen	[38] Pompy ciepła powietrze/ woda
[39] För air-to-water heat pumps	[39] Para bomba de calor agua/agua glicolada - agua	[39] Voor water/glycolwater warmtepomp -water	[39] Dla pompy ciepła woda/woda glikol-woda
[40] För värmepumpar med vatten/saltlösning till vatten	[40] Caudal de aire nominal, exterior	[40] Nominaal luchtdebiet, buiten	[40] znamionowy przepływ powietrza na zewnątrz
[41] Nominellt luftflöde, ute	[41] Caudal de agua nominal, del intercambiador de calor de exterior, m ³ /h	[41] Nominaal waterdebiet externe warmtewisselaar m ³ /u	[41] Nominalny wydatek wody w wymienniku zewnętrznym, m ³ /h
[42] Klassificerat vattenflöde utomhusväxlare, m ³ /h	[42] Datos de contacto	[42] Contactgegevens	[42] Dane kontaktowe
[43] Kontakt	[43]	[43]	[43]

Model	EREBA-017HT
Heat pump type	Air-to-Water
Equipped with supplementary heater	Yes
Heat pump combination heater	No

Rated heat output, kW	Plated	9,25
Annual energy consumption, kWh	Qhe	5169
Seasonal space heating energy efficiency, %	ns,heat	144
Energy Classes		A+
Seasonal Coefficient Of Performance, kWh/kWh	SCOP	3,68
Sound power level indoor/outdoor, dB(A)	LWA	NA
		71

Declared capacity and coefficient of performance for heating at indoor conditions 20°C and outdoor

Temperature application :	Low temperature (30/35°C)		
Climate:	Average (Strasbourg)		
Bivalent temperature, °C	-7		
Operating limit temperature, °C	-20		
Heating water operation limit temperature, °C	60		
Tj, °C	Capacity, kW	COPd	Degradation coef
-7	8,18	2,14	0,9
2	5,70	3,56	0,9
7	3,39	5,30	0,9
12	4,08	8,00	0,9
Bivalent temperature	8,18	2,14	-
Operation limit temperature	6,83	2,01	-

Power consumption in modes other than active mode

Off mode, kW	POFF	0,000
Thermostat-off mode, kW	PTO	0,024
Standby mode, kW	PSB	0,024
Crankcase heater mode, kW	PCK	0,024

Supplementary heater

Rated heat ouput, kW	Psup	2,42
Type of energy input		Electric

Other items

Capacity control	Variable
Outlet temperature capacity control	Variable
Water flow rate capacity control	Fixed

For air-to-water heat pumps

Rated Air flow rate, outdoors, m ³ /h	7200
--	------

Contact details

Compañia	Industrial de Aplicaciones Térmicas SA - Pol. Llanos de Jarata s/h Montilla 14550 (Córdoba) - Spain
----------	---

Accessories and Installed Options

No Accessories or Installed Options selected

Model	EREBA-017HT
Heat pump type	Air-to-Water
Equipped with supplementary heater	No
Heat pump combination heater	No

Rated heat output, kW	Plated	9,11
Annual energy consumption, kWh	Qhe	6189
Seasonal space heating energy efficiency, %	ns,heat	118
Energy Classes		A+
Seasonal Coefficient Of Performance, kWh/kWh	SCOP	3,03
Sound power level indoor/outdoor, dB(A)	LWA	NA
		71

Declared capacity and coefficient of performance for heating at indoor conditions 20°C and outdoor

Temperature application :	Medium temperature (47/55°C)		
Climate:	Average (Strasbourg)		
Bivalent temperature, °C	-7		
Operating limit temperature, °C	-20		
Heating water operation limit temperature, °C	60		
Tj, °C	Capacity, kW	COPd	Degradation coef
-7	8,15	1,78	0,9
2	4,84	2,97	0,9
7	3,37	4,21	0,9
12	3,89	5,81	0,9
Bivalent temperature	8,15	1,78	-
Operation limit temperature	7,61	1,64	-

Power consumption in modes other than active mode

Off mode, kW	POFF	0,000
Thermostat-off mode, kW	PTO	0,044
Standby mode, kW	PSB	0,024
Crankcase heater mode, kW	PCK	0,024

Supplementary heater

Rated heat ouput, kW	Psup	1,60
Type of energy input		Electric

Other items

Capacity control	Variable
Outlet temperature capacity control	Variable
Water flow rate capacity control	Fixed

For air-to-water heat pumps

Rated Air flow rate, outdoors, m ³ /h	7200
--	------

Contact details

Compañia	Industrial de Aplicaciones Térmicas SA - Pol. Llanos de Jarata s/h Montilla 14550 (Córdoba) - Spain
----------	---

Accessories and Installed Options

No Accessories or Installed Options selected

Model	EREBA-017HT
Heat pump type	Air-to-Water
Equipped with supplementary heater	Yes
Heat pump combination heater	No

Rated heat output, kW	Plated	13,65
Annual energy consumption, kWh	Qhe	10390
Seasonal space heating energy efficiency, %	ns,heat	121
Energy Classes		-
Seasonal Coefficient Of Performance, kWh/kWh	SCOP	3.09
Sound power level indoor/outdoor, dB(A)	LWA	NA
		71

Declared capacity and coefficient of performance for heating at indoor conditions 20°C and outdoor

Temperature Tj	Low temperature (30/35°C)		
Temperature application :	Colder		
Bivalent temperature, °C	-7		
Operating limit temperature, °C	-20		
Heating water operation limit temperature, °C	60		
Tj, °C	Capacity, kW	COPd	Degradation coef
-7	8,26	2,12	0,9
2	5,81	4,03	0,9
7	3,47	7,38	0,9
12	4,11	10,02	0,9
Bivalent temperature	8,26	2,12	-
Operation limit temperature	4	1,65	-

Power consumption in modes other than active mode

Off mode, kW	POFF	0,000
Thermostat-off mode, kW	PTO	0,024
Standby mode, kW	PSB	0,024
Crankcase heater mode, kW	PCK	0,024

Supplementary heater

Rated heat ouput, kW	Psup	8,93
Type of energy input		Electric

Other items

Capacity control	Variable
Outlet temperature capacity control	Variable
Water flow rate capacity control	Fixed

For air-to-water heat pumps

Rated Air flow rate, outdoors, m ³ /h	7200
--	------

Contact details	Compañia Industrial de Aplicaciones Térmicas SA - Pol. Llanos de Jarata s/h Montilla 14550 (Córdoba) - Spain
-----------------	--

Accessories and Installed Options

No Accessories or Installed Options selected

Model	EREBA-017HT
Heat pump type	Air-to-Water
Equipped with supplementary heater	No
Heat pump combination heater	No

Rated heat output, kW	Plated	16,41
Annual energy consumption, kWh	Qhe	13894
Seasonal space heating energy efficiency, %	ns,heat	108
Energy Classes		-
Seasonal Coefficient Of Performance, kWh/kWh	SCOP	2,78
Sound power level indoor/outdoor, dB(A)	LWA	NA
		71

Declared capacity and coefficient of performance for heating at indoor conditions 20°C and outdoor

Temperature Tj	Medium temperature (47/55°C)		
Temperature application :	Colder		
Bivalent temperature, °C	-7		
Operating limit temperature, °C	-20		
Heating water operation limit temperature, °C	60		
Tj, °C	Capacity, kW	COPd	Degradation coef
-7	9,93	2,03	0,9
2	6,05	3,52	0,9
7	3,74	5,19	0,9
12	3,91	6,74	0,9
Bivalent temperature	9,93	2,03	-
Operation limit temperature	4,69	1,36	-

Power consumption in modes other than active mode

Off mode, kW	POFF	0,000
Thermostat-off mode, kW	PTO	0,044
Standby mode, kW	PSB	0,024
Crankcase heater mode, kW	PCK	0,024

Supplementary heater

Rated heat ouput, kW	Psup	10,85
Type of energy input		Electric

Other items

Capacity control	Variable
Outlet temperature capacity control	Variable
Water flow rate capacity control	Fixed

For air-to-water heat pumps

Rated Air flow rate, outdoors, m ³ /h	7200
--	------

Contact details	Compañia Industrial de Aplicaciones Térmicas SA - Pol. Llanos de Jarata s/h Montilla 14550 (Córdoba) - Spain
-----------------	--

Accessories and Installed Options

No Accessories or Installed Options selected

Model	EREBA-017HT
Heat pump type	Air-to-Water
Equipped with supplementary heater	Yes
Heat pump combination heater	No

Rated heat output, kW	Plated	14,67
Annual energy consumption, kWh	Qhe	3425
Seasonal space heating energy efficiency, %	ns,heat	225
Energy Classes		-
Seasonal Coefficient Of Performance, kWh/kWh	SCOP	5,71
Sound power level indoor/outdoor, dB(A)	LWA	NA
		71

Declared capacity and coefficient of performance for heating at indoor conditions 20°C and outdoor

Temperature Tj	Low temperature (30/35°C)		
Temperature application :	Warmer		
Climate:	Warmer		
Bivalent temperature, °C	2		
Operating limit temperature, °C	-20		
Heating water operation limit temperature, °C	60		
Tj, °C	Capacity, kW	COPd	Degradation coef
-7	-	-	-
2	14,67	2,82	0,9
7	9,43	3,96	0,9
12	3,88	9,46	0,9
Bivalent temperature	14,67	2,82	-
Operation limit temperature	14,67	2,82	-

Power consumption in modes other than active mode

Off mode, kW	POFF	0,000
Thermostat-off mode, kW	PTO	0,024
Standby mode, kW	PSB	0,024
Crankcase heater mode, kW	PCK	0,024

Supplementary heater

Rated heat ouput, kW	Psup	0,000
Type of energy input		Electric

Other items

Capacity control	Variable
Outlet temperature capacity control	Variable
Water flow rate capacity control	Fixed

For air-to-water heat pumps

Rated Air flow rate, outdoors, m ³ /h	7200
--	------

Contact details

Compañia	Industrial de Aplicaciones Térmicas SA - Pol. Llanos de Jarata s/h
Montilla	14550 (Córdoba) - Spain

Accessories and Installed Options

No Accessories or Installed Options selected

Model	EREBA-017HT
Heat pump type	Air-to-Water
Equipped with supplementary heater	No
Heat pump combination heater	No

Rated heat output, kW	Plated	12,50
Annual energy consumption, kWh	Qhe	4383
Seasonal space heating energy efficiency, %	ns,heat	149
Energy Classes		-
Seasonal Coefficient Of Performance, kWh/kWh	SCOP	3,8
Sound power level indoor/outdoor, dB(A)	LWA	NA
		71

Declared capacity and coefficient of performance for heating at indoor conditions 20°C and outdoor

Temperature Tj	Medium temperature (47/55°C)		
Temperature application :	Warmer		
Climate:	Warmer		
Bivalent temperature, °C	2		
Operating limit temperature, °C	-20		
Heating water operation limit temperature, °C	60		
Tj, °C	Capacity, kW	COPd	Degradation coef
-7	-	-	-
2	12,50	2,48	0,9
7	7,66	3,32	0,9
12	3,78	4,67	0,9
Bivalent temperature	12,50	2,48	-
Operation limit temperature	12,50	2,48	-

Power consumption in modes other than active mode

Off mode, kW	POFF	0,000
Thermostat-off mode, kW	PTO	0,044
Standby mode, kW	PSB	0,024
Crankcase heater mode, kW	PCK	0,024

Supplementary heater

Rated heat ouput, kW	Psup	0,000
Type of energy input		Electric

Other items

Capacity control	Variable
Outlet temperature capacity control	Variable
Water flow rate capacity control	Fixed

For air-to-water heat pumps

Rated Air flow rate, outdoors, m ³ /h	7200
--	------

Contact details

Compañia	Industrial de Aplicaciones Térmicas SA - Pol. Llanos de Jarata s/h
Montilla	14550 (Córdoba) - Spain

Accessories and Installed Options

No Accessories or Installed Options selected

Model	EREBA-021HT
Heat pump type	Air-to-Water
Equipped with supplementary heater	Yes
Heat pump combination heater	No

Rated heat output, kW	Plated	16,64
Annual energy consumption, kWh	Qhe	9625
Seasonal space heating energy efficiency, %	ns,heat	139
Energy Classes		A+
Seasonal Coefficient Of Performance, kWh/kWh	SCOP	3.56
Sound power level indoor/outdoor, dB(A)	LWA	NA
		74

Declared capacity and coefficient of performance for heating at indoor conditions 20°C and outdoor

Temperature application :	Low temperature (30/35°C)		
Climate:	Average (Strasbourg)		
Bivalent temperature, °C	-7		
Operating limit temperature, °C	-20		
Heating water operation limit temperature, °C	57		
Tj, °C	Capacity, kW	COPd	Degradation coef
-7	14,72	2,26	0,9
2	8,97	3,33	0,9
7	9,40	5,53	0,9
12	10,96	7,36	0,9
Bivalent temperature	14,72	2,26	-
Operation limit temperature	10,13	2,22	-

Power consumption in modes other than active mode

Off mode, kW	POFF	0,000
Thermostat-off mode, kW	PTO	0,054
Standby mode, kW	PSB	0,024
Crankcase heater mode, kW	PCK	0,024

Supplementary heater

Rated heat ouput, kW	Psup	6,51
Type of energy input		Electric

Other items

Capacity control	Variable
Outlet temperature capacity control	Variable
Water flow rate capacity control	Fixed

For air-to-water heat pumps

Rated Air flow rate, outdoors, m ³ /h	8640
--	------

Contact details	Compañia Industrial de Aplicaciones Térmicas SA - Pol. Llanos de Jarata s/h Montilla 14550 (Córdoba) - Spain
-----------------	--

Accessories and Installed Options

No Accessories or Installed Options selected

Model	EREBA-021HT
Heat pump type	Air-to-Water
Equipped with supplementary heater	Yes
Heat pump combination heater	No

Rated heat output, kW	Plated	15,07
Annual energy consumption, kWh	Qhe	10889
Seasonal space heating energy efficiency, %	ns,heat	111
Energy Classes		A+
Seasonal Coefficient Of Performance, kWh/kWh	SCOP	2.85
Sound power level indoor/outdoor, dB(A)	LWA	NA
		74

Declared capacity and coefficient of performance for heating at indoor conditions 20°C and outdoor

Temperature application :	Medium temperature (47/55°C)		
Climate:	Average (Strasbourg)		
Bivalent temperature, °C	-7		
Operating limit temperature, °C	-20		
Heating water operation limit temperature, °C	57		
Tj, °C	Capacity, kW	COPd	Degradation coef
-7	13,33	1,56	0,9
2	8,56	2,91	0,9
7	8,94	4,38	0,9
12	9,97	4,66	0,9
Bivalent temperature	13,33	1,56	-
Operation limit temperature	8,95	1,57	-

Power consumption in modes other than active mode

Off mode, kW	POFF	0,000
Thermostat-off mode, kW	PTO	0,024
Standby mode, kW	PSB	0,024
Crankcase heater mode, kW	PCK	0,024

Supplementary heater

Rated heat ouput, kW	Psup	6,12
Type of energy input		Electric

Other items

Capacity control	Variable
Outlet temperature capacity control	Variable
Water flow rate capacity control	Fixed

For air-to-water heat pumps

Rated Air flow rate, outdoors, m ³ /h	8640
--	------

Contact details	Compañia Industrial de Aplicaciones Térmicas SA - Pol. Llanos de Jarata s/h Montilla 14550 (Córdoba) - Spain
-----------------	--

Accessories and Installed Options

No Accessories or Installed Options selected

Model	EREBa-021HT
Heat pump type	Air-to-Water
Equipped with supplementary heater	Yes
Heat pump combination heater	No

Rated heat output, kW	Plated	24,47
Annual energy consumption, kWh	Qhe	19152
Seasonal space heating energy efficiency, %	ns,heat	117
Energy Classes		-
Seasonal Coefficient Of Performance, kWh/kWh	SCOP	3,01
Sound power level indoor/outdoor, dB(A)	LWA	NA
		74

Declared capacity and coefficient of performance for heating at indoor conditions 20°C and outdoor

Temperature Tj	Low temperature (30/35°C)		
Temperature application :	Colder		
Bivalent temperature, °C	-7		
Operating limit temperature, °C	-20		
Heating water operation limit temperature, °C	57		
Tj, °C	Capacity, kW	COPd	Degradation coef
-7	14,81	2,39	0,9
2	9,12	3,62	0,9
7	9,36	6,00	0,9
12	9,21	7,14	0,9
Bivalent temperature	14,81	2,39	-
Operation limit temperature	5,89	1,78	-

Power consumption in modes other than active mode

Off mode, kW	POFF	0,000
Thermostat-off mode, kW	PTO	0,054
Standby mode, kW	PSB	0,024
Crankcase heater mode, kW	PCK	0,024

Supplementary heater

Rated heat ouput, kW	Psup	17,29
Type of energy input		Electric

Other items

Capacity control	Variable
Outlet temperature capacity control	Variable
Water flow rate capacity control	Fixed

For air-to-water heat pumps

Rated Air flow rate, outdoors, m ³ /h	8640
--	------

Contact details

Compañia	Industrial de Aplicaciones Térmicas SA - Pol. Llanos de Jarata s/h
Montilla	14550 (Córdoba) - Spain

Accessories and Installed Options

No Accessories or Installed Options selected

Model	EREBa-021HT
Heat pump type	Air-to-Water
Equipped with supplementary heater	Yes
Heat pump combination heater	No

Rated heat output, kW	Plated	22,77
Annual energy consumption, kWh	Qhe	22602
Seasonal space heating energy efficiency, %	ns,heat	92
Energy Classes		-
Seasonal Coefficient Of Performance, kWh/kWh	SCOP	2,37
Sound power level indoor/outdoor, dB(A)	LWA	NA
		74

Declared capacity and coefficient of performance for heating at indoor conditions 20°C and outdoor

Temperature Tj	Medium temperature (47/55°C)		
Temperature application :	Colder		
Bivalent temperature, °C	-7		
Operating limit temperature, °C	-20		
Heating water operation limit temperature, °C	57		
Tj, °C	Capacity, kW	COPd	Degradation coef
-7	13,78	1,80	0,9
2	8,90	2,80	0,9
7	8,93	4,88	0,9
12	9,23	6,69	0,9
Bivalent temperature	13,78	1,80	-
Operation limit temperature	4,82	1,23	-

Power consumption in modes other than active mode

Off mode, kW	POFF	0,000
Thermostat-off mode, kW	PTO	0,024
Standby mode, kW	PSB	0,024
Crankcase heater mode, kW	PCK	0,024

Supplementary heater

Rated heat ouput, kW	Psup	16,75
Type of energy input		Electric

Other items

Capacity control	Variable
Outlet temperature capacity control	Variable
Water flow rate capacity control	Fixed

For air-to-water heat pumps

Rated Air flow rate, outdoors, m ³ /h	8640
--	------

Contact details

Compañia	Industrial de Aplicaciones Térmicas SA - Pol. Llanos de Jarata s/h
Montilla	14550 (Córdoba) - Spain

Accessories and Installed Options

No Accessories or Installed Options selected

Model	EREBA-021HT
Heat pump type	Air-to-Water
Equipped with supplementary heater	Yes
Heat pump combination heater	No

Rated heat output, kW	Plated	21,06
Annual energy consumption, kWh	Qhe	5764
Seasonal space heating energy efficiency, %	ns,heat	192
Energy Classes		-
Seasonal Coefficient Of Performance, kWh/kWh	SCOP	4.87
Sound power level indoor/outdoor, dB(A)	LWA	NA
		74

Declared capacity and coefficient of performance for heating at indoor conditions 20°C and outdoor

Temperature Tj	Low temperature (30/35°C)		
Climate:	Warmer		
Bivalent temperature, °C	2		
Operating limit temperature, °C	-20		
Heating water operation limit temperature, °C	57		
Tj, °C	Capacity, kW	COPd	Degradation coef
-7	-	-	-
2	21,06	2,57	0,9
7	13,40	4,70	0,9
12	5,70	5,59	0,9
Bivalent temperature	-	-	-
Operation limit temperature	21,06	2,57	-

Power consumption in modes other than active mode

Off mode, kW	POFF	0,000
Thermostat-off mode, kW	PTO	0,054
Standby mode, kW	PSB	0,024
Crankcase heater mode, kW	PCK	0,024

Supplementary heater

Rated heat ouput, kW	Psup	0,000
Type of energy input		Electric

Other items

Capacity control	Variable
Outlet temperature capacity control	Variable
Water flow rate capacity control	Fixed

For air-to-water heat pumps

Rated Air flow rate, outdoors, m ³ /h	8640
--	------

Contact details	Compañia Industrial de Aplicaciones Térmicas SA - Pol. Llanos de Jarata s/h Montilla 14550 (Córdoba) - Spain
-----------------	--

Accessories and Installed Options

No Accessories or Installed Options selected

Model	EREBA-021HT
Heat pump type	Air-to-Water
Equipped with supplementary heater	Yes
Heat pump combination heater	No

Rated heat output, kW	Plated	16,37
Annual energy consumption, kWh	Qhe	5983
Seasonal space heating energy efficiency, %	ns,heat	143
Energy Classes		-
Seasonal Coefficient Of Performance, kWh/kWh	SCOP	3,65
Sound power level indoor/outdoor, dB(A)	LWA	NA
		74

Declared capacity and coefficient of performance for heating at indoor conditions 20°C and outdoor

Temperature Tj	Medium temperature (47/55°C)		
Climate:	Warmer		
Bivalent temperature, °C	2		
Operating limit temperature, °C	-20		
Heating water operation limit temperature, °C	57		
Tj, °C	Capacity, kW	COPd	Degradation coef
-7	-	-	-
2	16,37	1,85	0,9
7	9,47	2,93	0,9
12	9,19	5,60	0,9
Bivalent temperature	-	-	-
Operation limit temperature	16,37	1,85	-

Power consumption in modes other than active mode

Off mode, kW	POFF	0,000
Thermostat-off mode, kW	PTO	0,024
Standby mode, kW	PSB	0,024
Crankcase heater mode, kW	PCK	0,024

Supplementary heater

Rated heat ouput, kW	Psup	0,000
Type of energy input		Electric

Other items

Capacity control	Variable
Outlet temperature capacity control	Variable
Water flow rate capacity control	Fixed

For air-to-water heat pumps

Rated Air flow rate, outdoors, m ³ /h	8640
--	------

Contact details	Compañia Industrial de Aplicaciones Térmicas SA - Pol. Llanos de Jarata s/h Montilla 14550 (Córdoba) - Spain
-----------------	--

Accessories and Installed Options

No Accessories or Installed Options selected

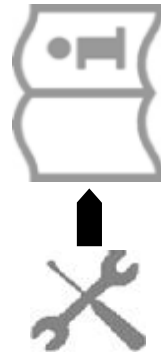
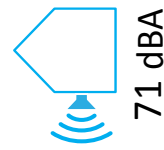
Fiche/Ficha/Scheda/Datenblatt



7469145



kW	16,41	9,11	12,5
ηs %	108	118	149
kWh/annum	13894	6260	4383



7469145

55 °C

35 °C

16.41
9.11
12.5

kW

13.65
9.25
14.67

kW

811/2013

CIAT

EN-11

EREBA 017-021HT

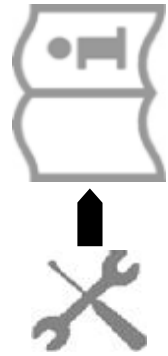
Fiche/Ficha/Scheda/Datenblatt



7469147



kW	22,77	15,07	16,37
ηs %	92	111	143
kWh/annum	22602	10889	5983



7469145

55 °C

35 °C

dB

74dB

22.77
15.07
16.37
kW

24.47
16.64
21.06
kW

2019

811/2013

EREBA 017-021HT

EN-12

CIAT



Siège social

Avenue Jean Falconnier B.P. 14
01350 Culoz - France
Tel. : +33 (0)4 79 42 42 42
Fax : +33 (0)4 79 42 42 10
www.ciat.com

Compagnie Industrielle
d'Applications Thermiques
S.A. au capital de 26 728 480 €
R.C.S. Bourg-en-Bresse B 545.620.114



ISO9001 • ISO14001
OHSAS 18001

CIAT Service

Non-contractual document.
With the thought of material improvement always in mind, CIAT reserves the right, without notice to proceed with any technical modification.



Avec Ecofolio
tous les papiers
se recyclent.